

EDELWEISS

Expérience pour DÉtecter Les WIMPs En Site Souterrain

- Short introduction
- The EDELWEISS-II
- Toward $5 \times 10^{-45} \text{ cm}^2$
- Conclusion and outlooks

The EDELWEISS experiment is international quest for Non Baryonic Cold Dark Matter in form of WIMPs with Cryogenic HPGe Detectors

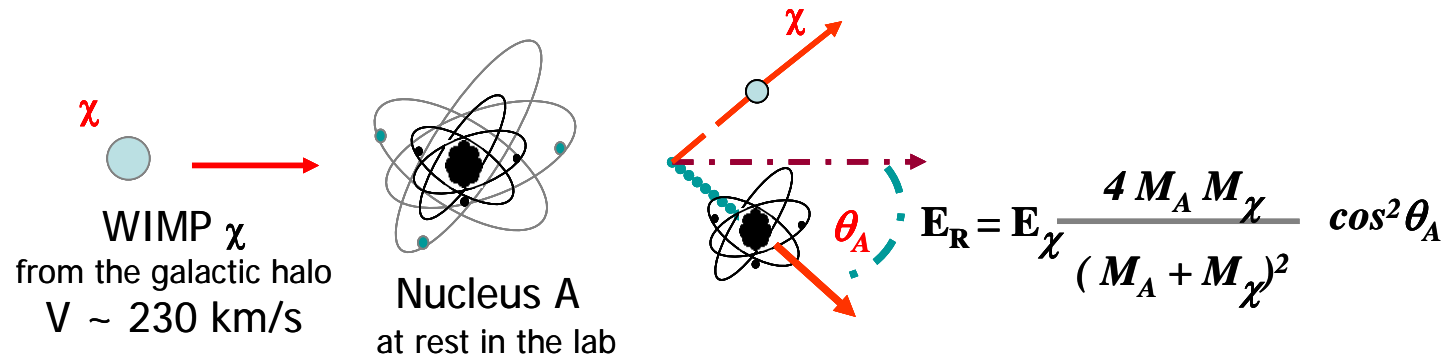
About 50 scientists from

- Centre de Recherche sur les Tres Basses Temperatures, SPM-CNRS, Grenoble, France
- Centre de Spectroscopie Nucleaire et de Spectroscopie de Masse, IN2P3-CNRS, Universite Paris XI, Orsay, France
- Department of Physics and Astronomy, University of Sheffield, UK
- DSM/DRECAM, CEA, Centre d' Etudes Nucl´ eaires de Saclay, France
- DSM/DAPNIA, CEA, Centre d' Etudes Nucl´ eaires de Saclay, France
- **DzLNP, Joint Institute for Nuclear Research, Dubna**
- Institut de Physique Nucleaire de Lyon-UCBL, IN2P3-CNRS, France
- KIT (IK / EKP/ IPE), Karlsruhe, Germany
- Laboratoire Souterrain de Modane, CEA-CNRS, Modane, France
- University of Oxford, Department of Physics, Oxford, UK.



The EDELWEISS experiment

EDELWEISS experiment search for rear events of WIMP-nucleon scattering with Ge as the target



Main experimental challenges are:

- event rate is ultra small (below of 1 per 100 kg of matter per day);
- energy deposition is tiny (below of 100 keV)

Thus main tasks for the experiment are:

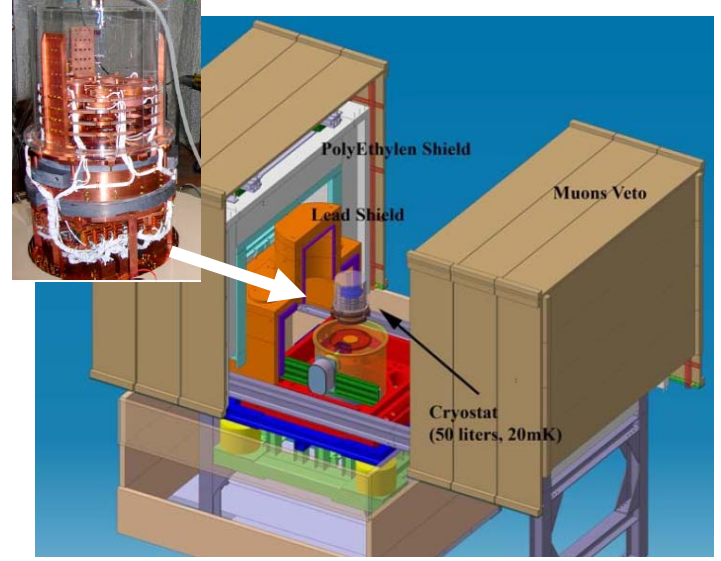
- detector mass + long stable data taking
- detectors' performance (low threshold, good resolution)
- background reduction

Solutions of the background problem:

1. Traditional

Experiment is located in one of the deepest underground laboratory - Frejus - with muon flux only $4 \mu/m^2/day$

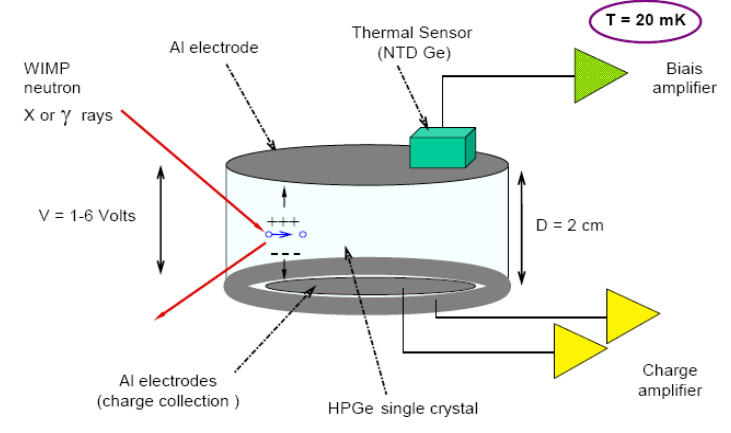
Using of multi layer shielding + active veto system
Material selection
Continuous control of radon and neutron background



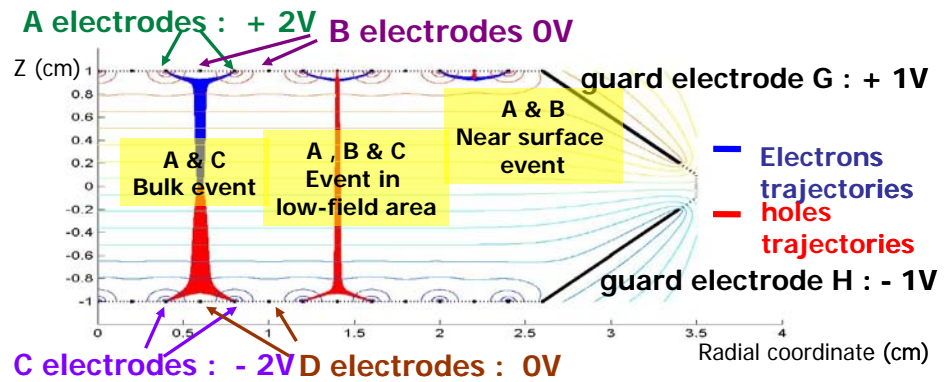

2. Special

Using of *Heat and Ionization* HPGe detectors, running in $^3He-^4He$ dilution cryostat ($<20 mK$)



Ratio $E_{ionization}/E_{recoil}$ is
 $=1$ for electronic recoil
 ≈ 0.3 for nuclear recoil
 \Rightarrow Event by event identification of the recoil
 \Rightarrow Discrimination $\gamma/n > 99.99\%$



Detectors with special concentric planar electrodes for active rejection of surface events (miss-collected charge)

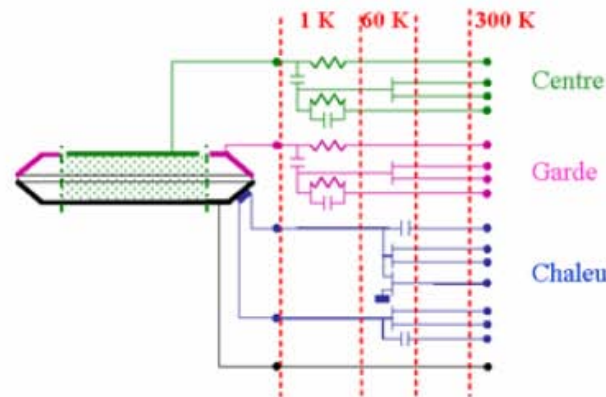


The EDELWEISS-II experiment

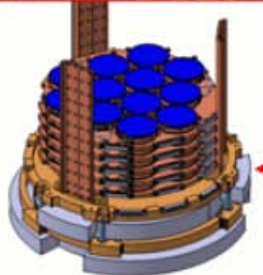


EDELWEISS-II

Signal measurement , stage 30




- BBv1= Front end electronics + digitizers**
- Heat square modulation ~ 1kHz
 - ionization and heat bias
 - Charge and heat amplifiers
 - digitization 14-16bit/100kHz



Detectors @ 20mK

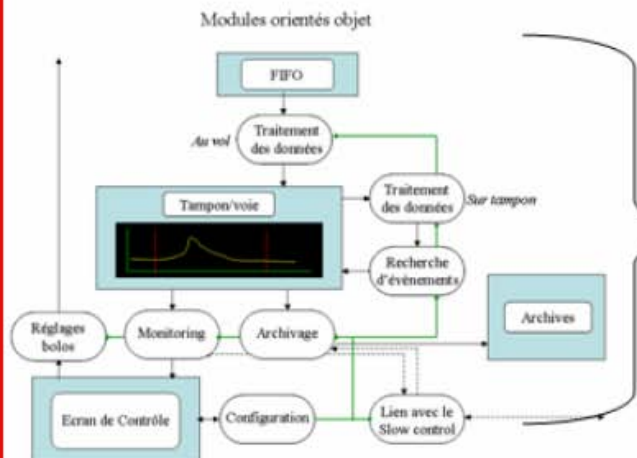
**Cryogenic Cabling
Thermalisation @ 100mK
1K, 10K**



**Cold Electronics 100K
FETs**

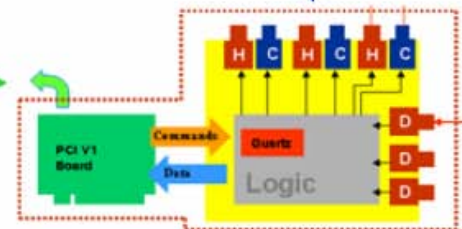


Optical fibers




Mac for Acquisition

Bus PCI



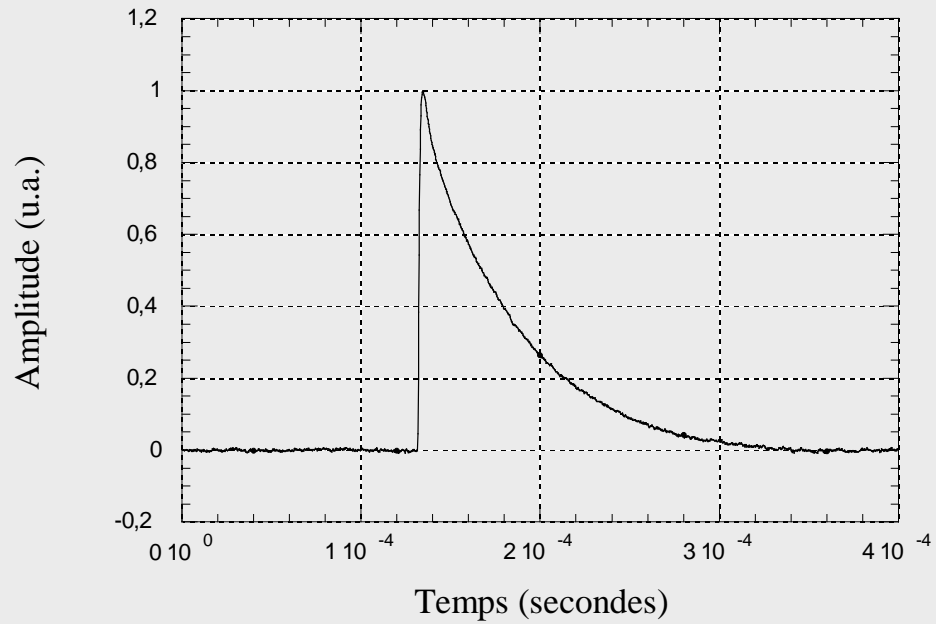
Repartitor SuperCluzel (10BBs)

EDELWEISS-II - электроника

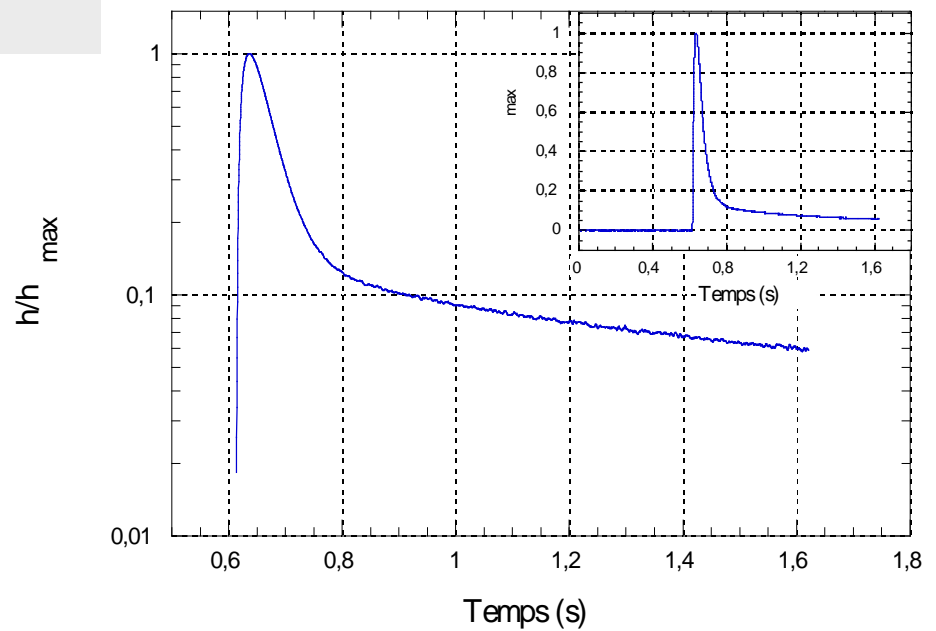


- ♦ Оцифровка сигнала с частотой 200 кГц
- На выходе: форма импульса
- Использование программируемого триггера

Ионизационный сигнал



Тепловой сигнал



Reduction and understanding of backgrounds

- Cosmic Rays and cosmic activation
- Natural radioactivity from rock and materials (γ and neutrons)
- Radioactive dust
- Radon in air from U-Th radioactive chains
- ...

2 MAIN background problems for direct Dark Matter search:

- Neutrons (produce similar signal as expected from WIMPs)
- Surface electrons (events with miscollected charge, mimic WIMP signature)

Shields / γ

Background requirement: $\ll 0.01$ event per kg per day
 For example human body has: 100 Bq/kg
 Need to reduce by 10^9 times (minimum)

All construction materials were selected by their low radioactivity

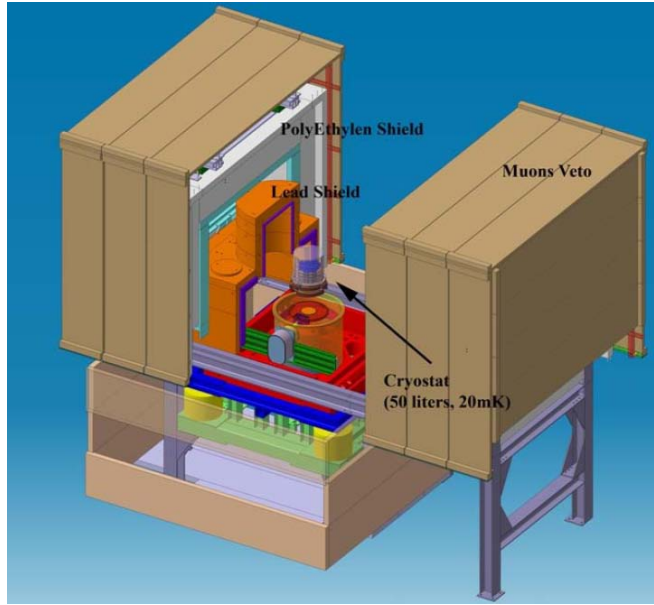
γ - need high Z, less-radioactive, easy for mechanical treatment, not very expensive.
 Lead is good, but has problem with ^{210}Pb and its decay chain

^{210}Pb 22.3 years and its daughters γ -lines:
 4.25% 46 keV,
 0.001% 803 keV (α -decay of ^{210}Po)

20-100 Bq/kg

Solution: archeological lead, 2 centuries
 reduce ^{210}Pb activity by 1000 times

EDELWEISS: internal layer of archeological lead (5 cm) + 15 cm usual low activity lead



In 1983 was discovered in the « Sept Iles » a wreck which delivered 271 lead ingots

These ingots bear many inscriptions
 Celtic tribes of roman Britain Brigantes and Icenes
 Exploited lead mines (first to fourth century)

To shield from radioactive dust the setup is located in a clean room of class 1000

Protection from radon, radon free air supply, + continuous control

Neutron background sources underground:

Low energy neutrons induced by U/Th activities

- fission and (α,n) reactions in the surrounding rock/concrete
- fission reactions in detector shield

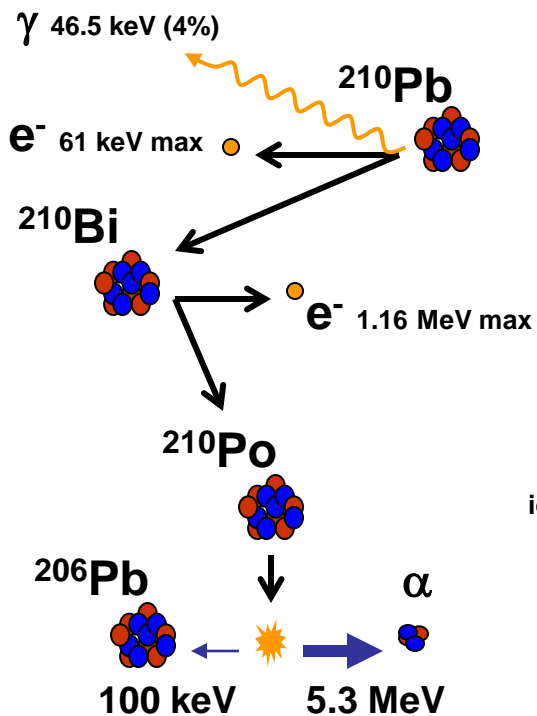
High energy neutrons induced by muons

Fight with neutron background:

- 1) Go underground laboratory / reduce neutron flux by ~4 orders
- 2) Muon veto system
- 3) Passive neutron shield (PE) / Control of shield performance
- 4) Multi-detector assembly

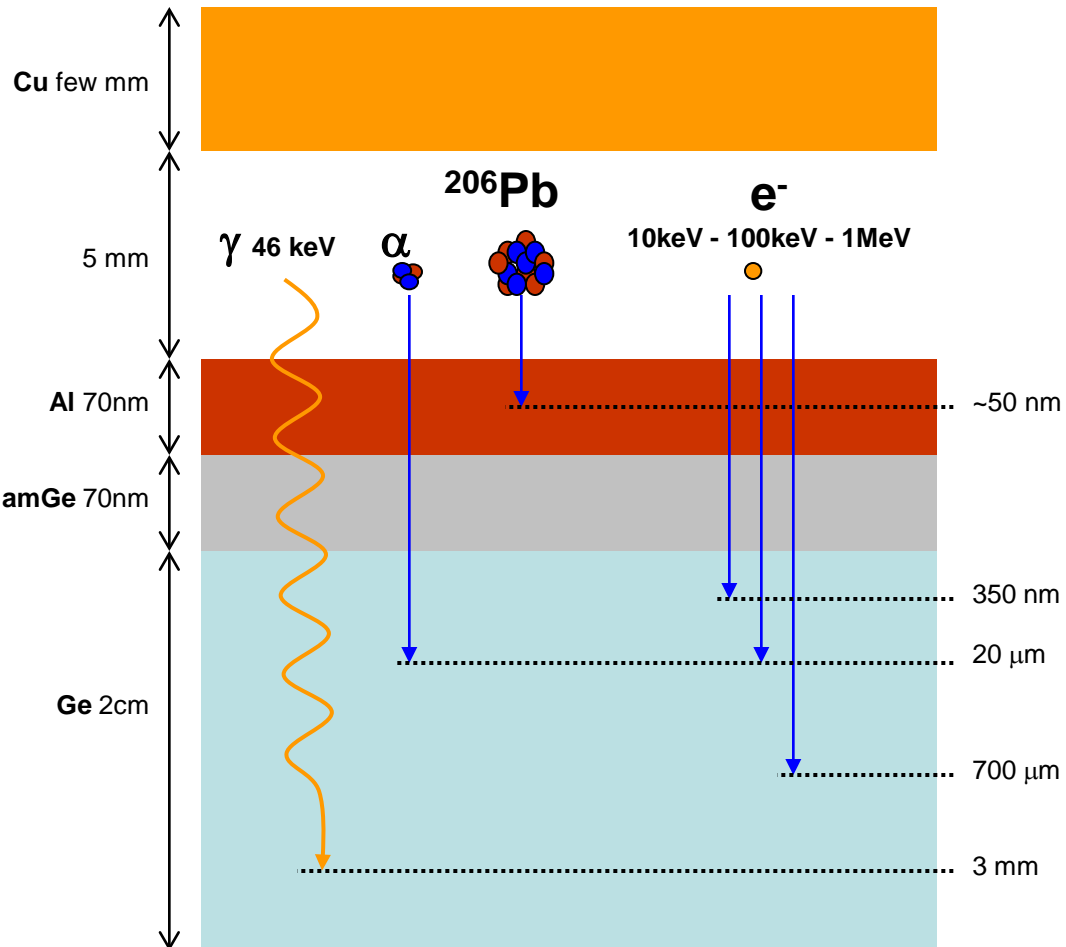
Surface background events

Sources of such events: ^{210}Pb and ^{14}C



NO ionisation


Particule	Energie	Cu	Ge	Pb
Gamma	10 keV	9 μm	170 μm	18 μm
	100 keV	6 mm	8 mm	400 μm
	1 MeV	40 mm	80 mm	30 mm
Electron	10 keV	200 nm	350 nm	
	100 keV	11 μm	20 μm	
	1 MeV	340 μm	700 μm	
Alpha	5.3 MeV	11 μm	19 μm	15 μm
Polonium	100 keV	40 nm	68 nm	



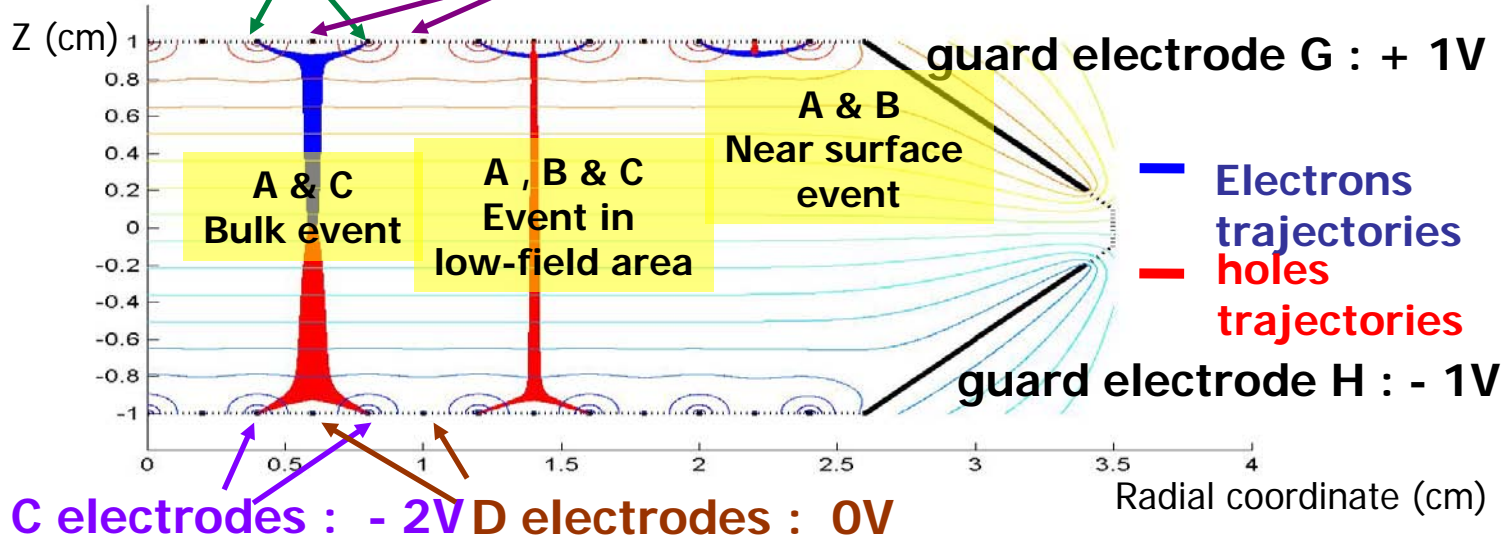
EDELWEISS-II New Detectors

“interdigit” Ge/NTD bolometers

- central electrode changed to ring electrodes, that provides active surface rejection

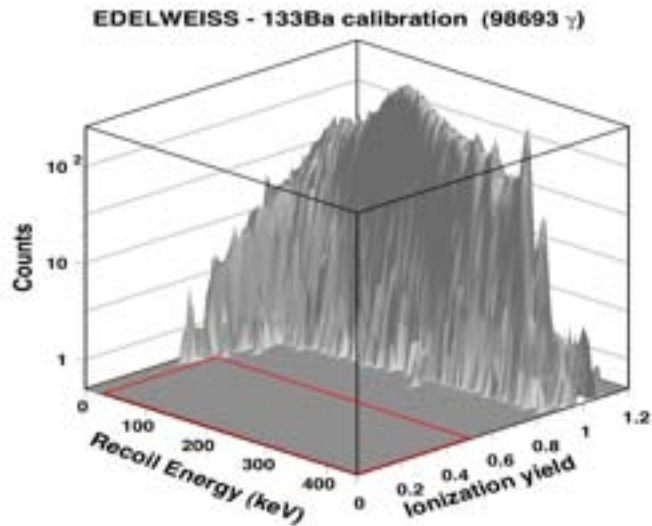


A electrodes : + 2V **B electrodes 0V**

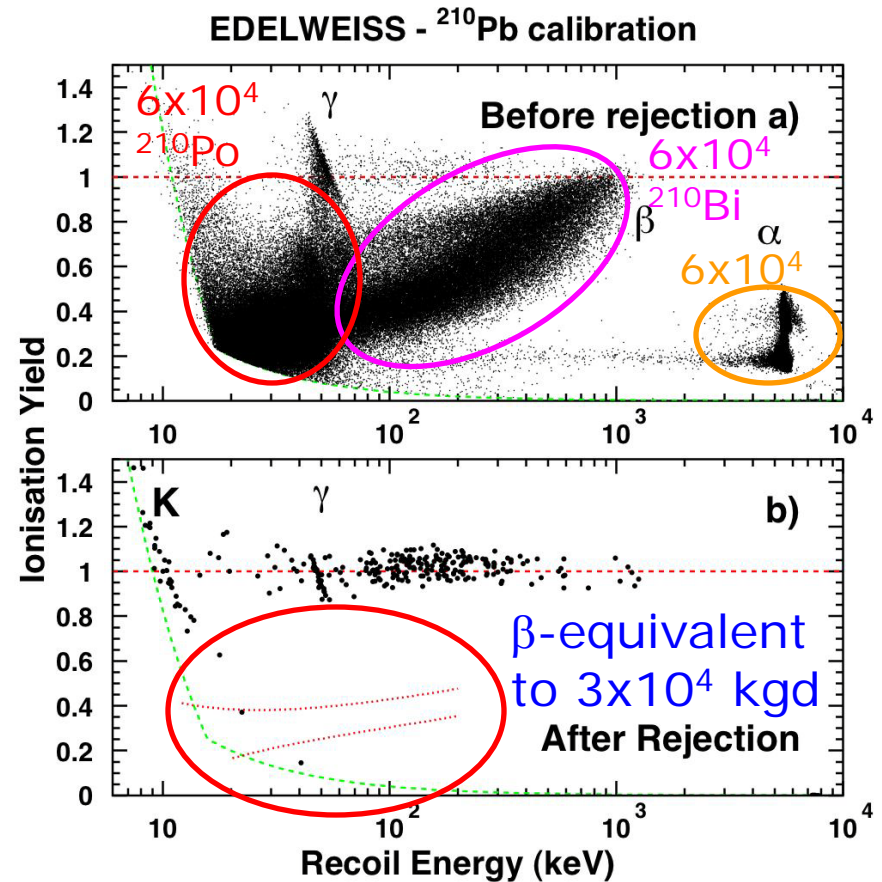


ID detectors and results

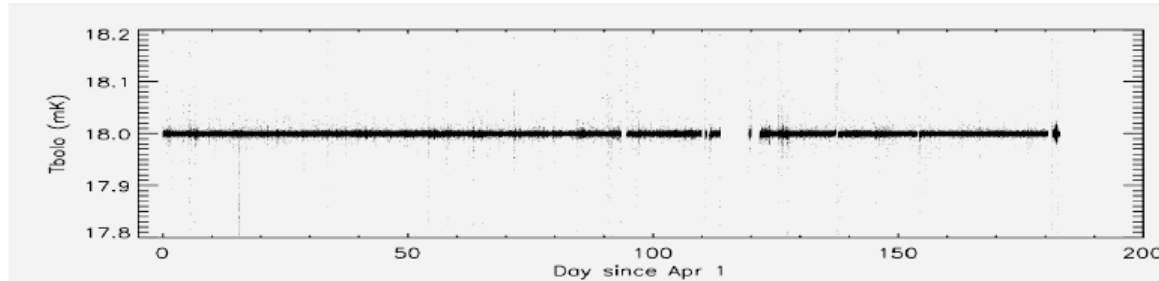
- ^{210}Pb source calibration at LSM
- Rejection ~ 1 in $2 \cdot 10^4$!
- Equivalent to exposure of 4000- 40 000 kgd !



- Gamma rejection better than 1 in 10^5
- Expected background ~ 0.1 per 3000 kg.d



ID detectors and results /WIMP data



10 ID detectors, 400 g each

1 detector with ^{210}Pb source

Performances of 2 ID detectors are not satisfactory to include in analysis

→ 7 ID detectors

~80% data taking time

~6% - calibrations

Fiducial volume of

each detector: 166 ± 6 g (160 g was used in estimation)

Ambient Neutrons:

Source	Material	Mass (kg) or thickness (cm)	U/Th concentrations	# Events
Hall walls	Concrete	30 cm	1.9 / 1.4 ppm	< 0.10
Hall walls	Rock	300 cm	0.8 / 2.5 ppm	< 0.01
Shielding	Lead	20 cm (40 tonnes)	< 0.01 ppb U	< 0.08
Shielding	Polyethylene	50 cm	0.4 / < 0.5 ppb	< 0.05
Support	Stainless steel	0.6 cm (~200 kg)	0.4 / < 1 ppb	< 0.01
Support	Mild steel	8.6 tonnes	0.4 / < 1 ppb	< 0.04
Cryostat	Copper	~500 kg	< 0.3 / < 0.5 ppb	< 0.03
Electrodes	Aluminium	< 0.03 g	< 1000 ppb U/Th	< 0.01
Crystal holders	PTFE	~ 20 g	< 0.2 / < 0.5 ppb	< 0.01
Connectors	Al, plastics	0.32 kg	170 / 110 ppb	< 0.40
Cables	PTFE	≈ 1.35 kg	0.8 / < 1.5 ppb	< 0.66

Radiopurity measurements +
GEANT4 Simulation
of neutron background

- Measured neutron spectrum

- SOURCES4A spectrum

Muon-Induced Neutrons (not rejected by Muon Veto) < 0.4 measured

Total Neutron Background < 1.8

Gamma Contamination of NR Band < 0.9 measured

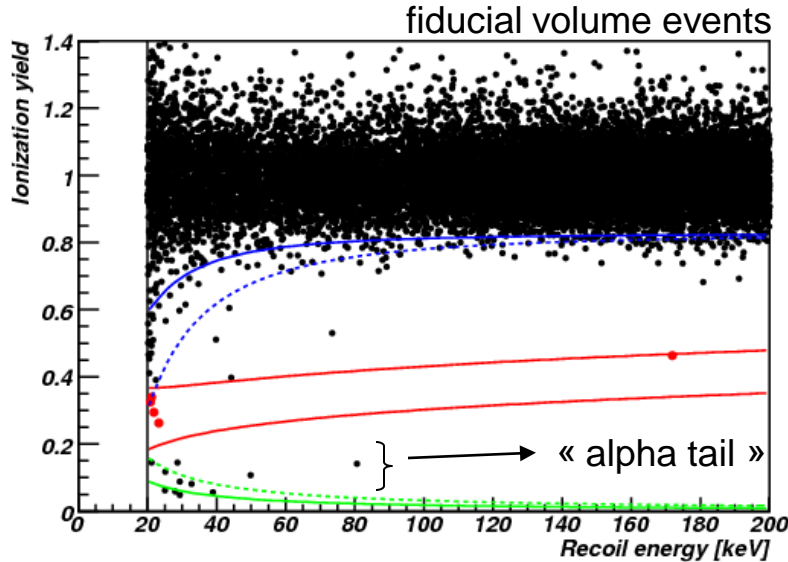
Surface Event Contamination NR Band < 0.3 measured

Total Background Estimate in NR Band < 3.0

Our Current Best
Estimate

Results

Total rate in 20 - 50 keV region is 0.14 / (keV.kg.d)

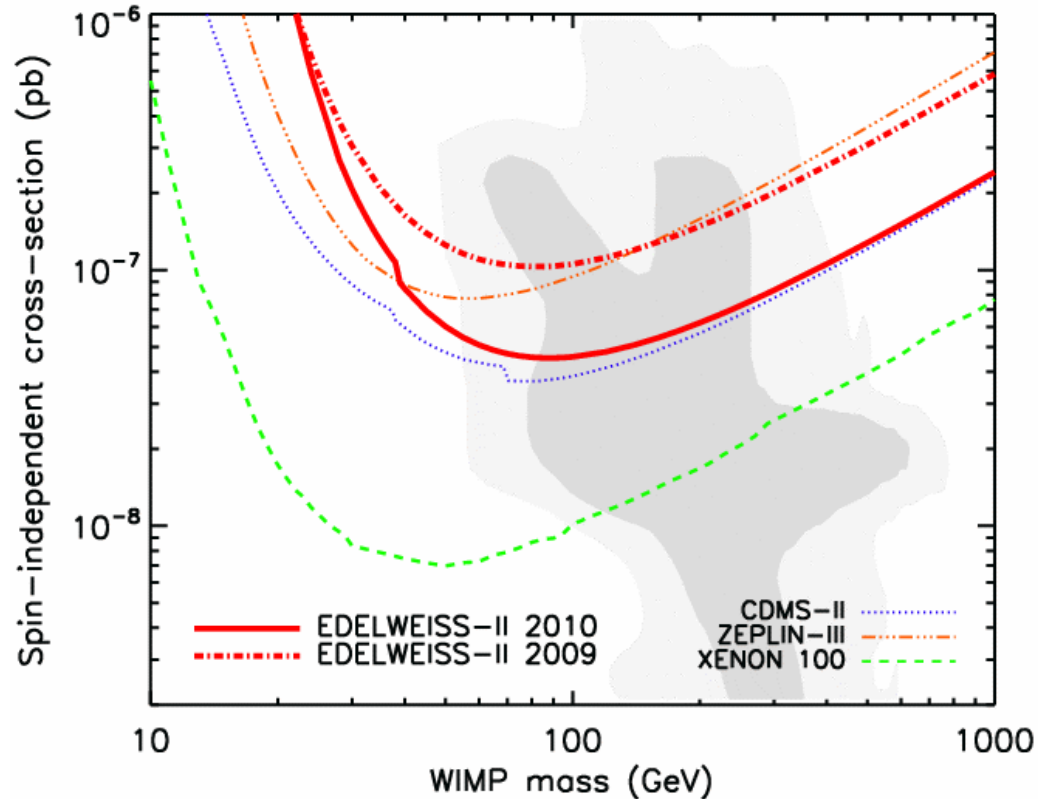


- Five WIMP candidates:
- four $20.8 < E < 23.2$ keV
 - one @ 172 keV
- Expected bkg < 3 evt

- 384 kg.d

4.4×10^{-44} pb at $M_\chi=85$ GeV

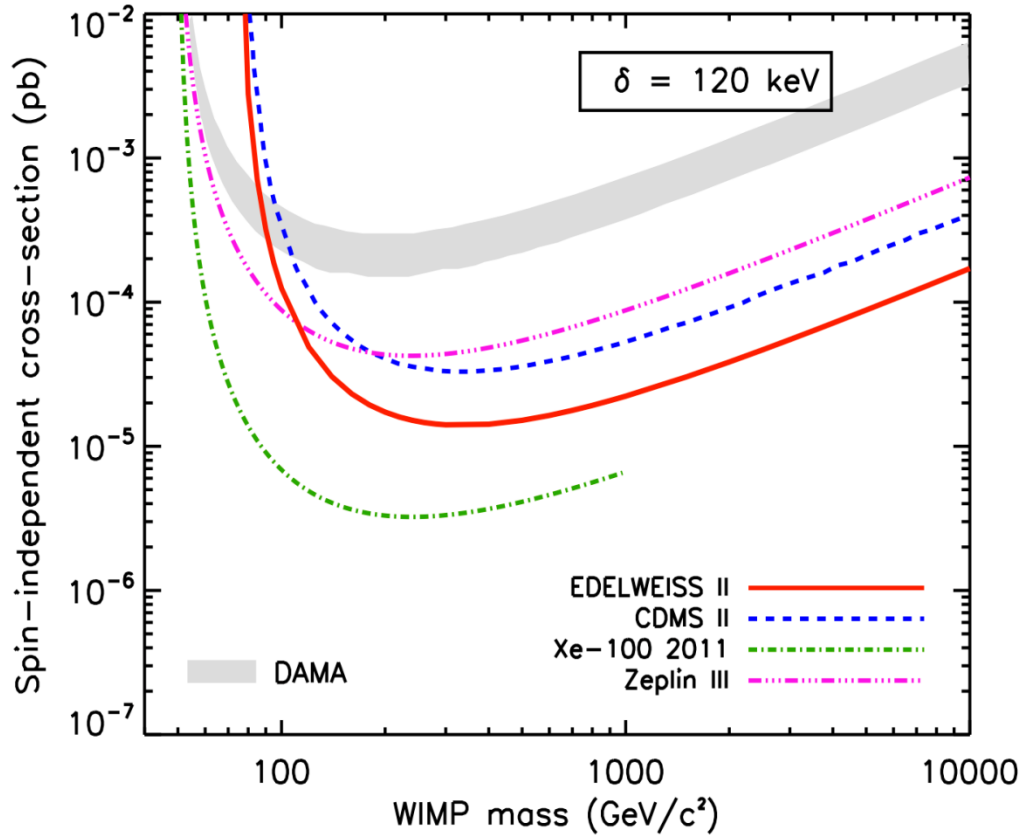
- Sensitivity limited at low mass due to background



Phys. Lett. B 702 (2011) 329-335

[first 6 month data: Phys. Lett. B687 (2010) 294-298]

Constraint on inelastic dark matter



Inelastic dark matter :
 $\chi + m \rightarrow \chi^* + m$ ($\delta \sim 100 \text{ keV}$)

Signal globally reduced and suppressed at low recoil energies

Depends on tail of WIMP velocity distribution (we use $v_{\text{esc}} = 544 \text{ km/s}$)

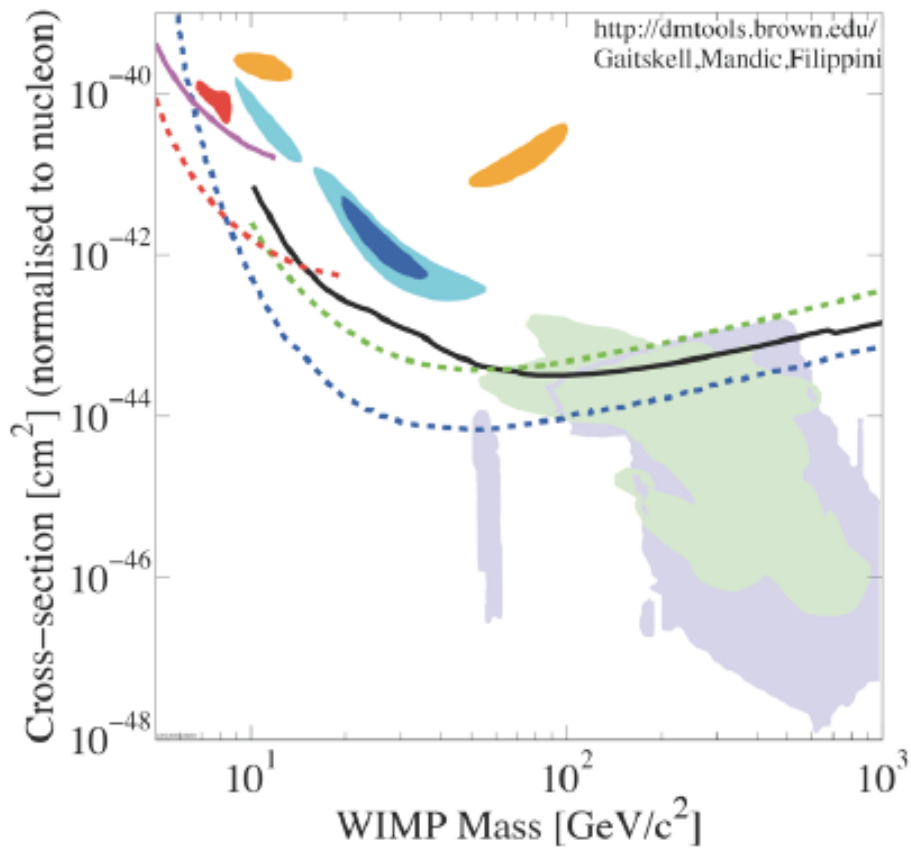
Modulation is enhanced (DAMA signal)

- same data & analysis as in the elastic case
Phys. Lett. B 702 (2011) 329-335

A remark about direct WIMP search by different technologies

An ideal scenario for WIMP discovery:

- **Observation of same spectra in 2 (let say EDELWEISS, CDMS) experiments with same nuclear but with sufficiently different background environments**
- **Observation of winter/summer modulation**
- **Observation of signal on a different nuclear**



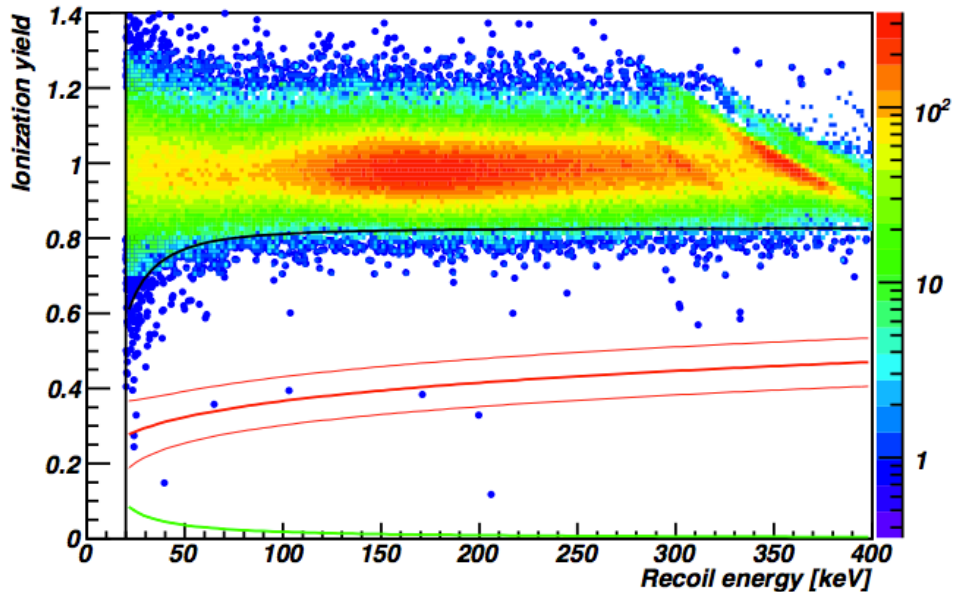
- DAMA/LIBRA EPJ **C56** (2008)
- CoGeNT PRL **106** (2011)
- CRESST II 2 sigma arXiv: 1109.0702
- CRESST II 1 sigma arXiv: 1109.0702
- CDMS Low E, PRL **106** (2011)
- CDMS + EDW, Phys Rev D **84** (2011)
- ZEPLIN III, arXiv: 1110.4769
- XENON100 PRL **107** (2011)
- XENON10 Low E, PRL **107** (2011)
- CMSSM Trotta et al, (2008)
- CMSSM with LHC and XENON 100 Buchmueller et al, arXiv: 1110.3568

How to improve or what to do with background

How to improve::

- Low energy background
- Mass

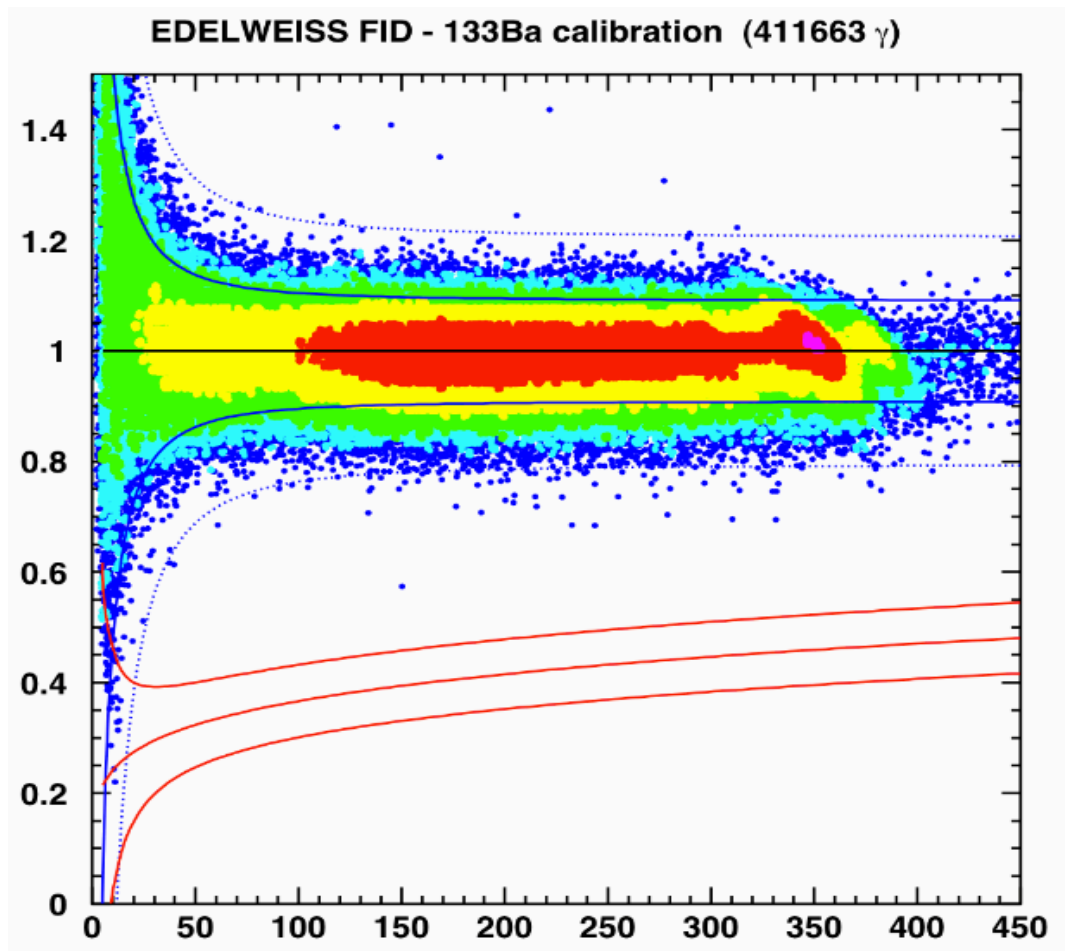

Both aims will be targeted with new FID800 detectors



**Calibration γ (^{133}Ba),
ID400 detectors.**

**There is an excess of
events between NR and γ
bands**

The FID800 detector



Increase mass + sensitivity :

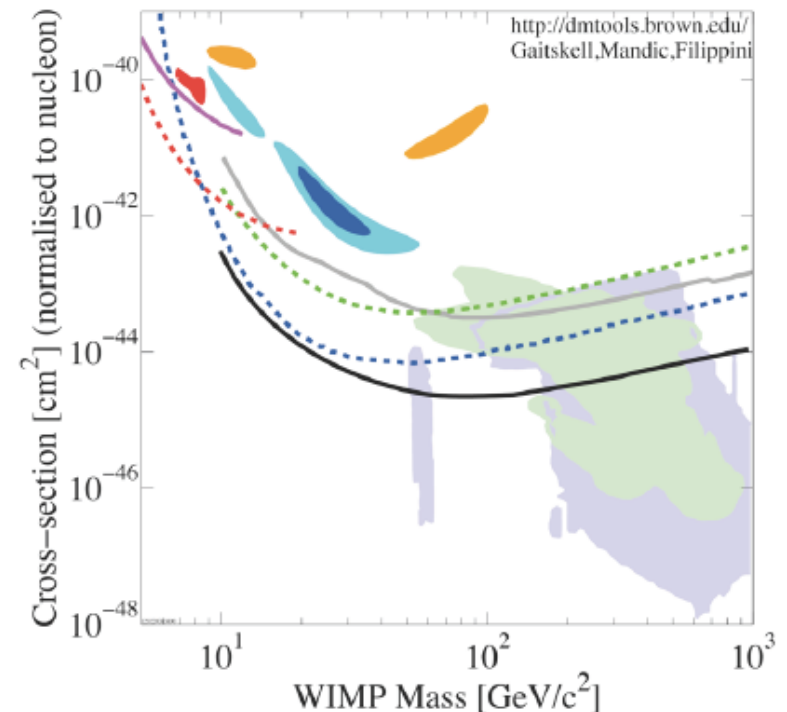
- 800g crystal
- two NTD sensors per detector
- interleaved electrodes on all the surface : no « guard » region anymore, ~ 75% fiducial volume

Strong improvement of the gamma-ray rejection over original ID detectors

Towards $5 \times 10^{-45} \text{ cm}^2$

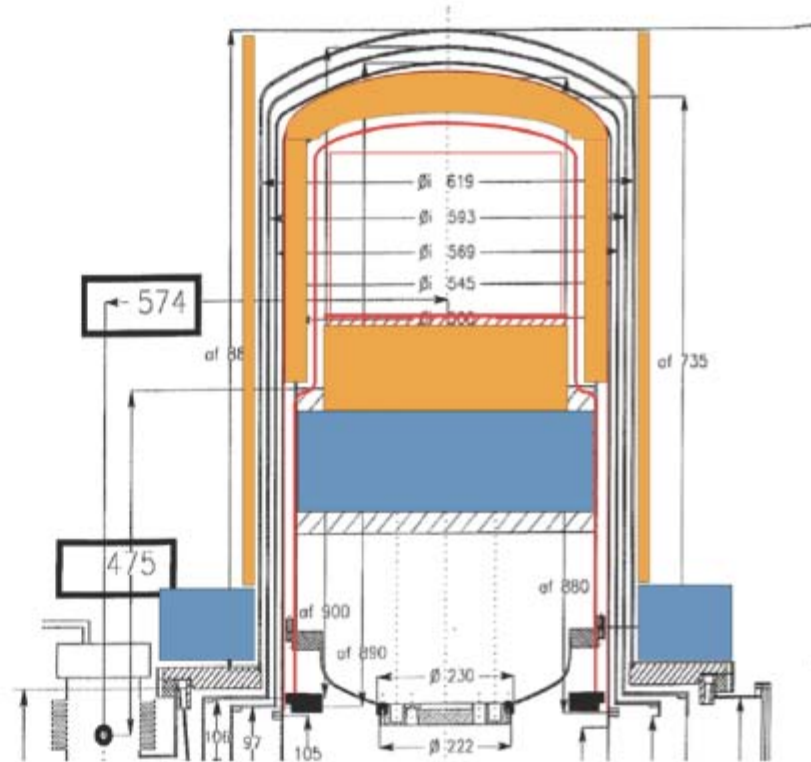
- Program under way
- Infrastructure : Upgrades of cabling, cold electronics, cryogenics, acquisition and shielding **within the current EDW-II setup**
 - Lower thresholds due to reduced noises
 - Special care with neutrons : additional inner PE shield
- Detectors : ~ 40 FID800 bolometers installed 2012-2013 : **24 kg fiducial**
⇒ 3000 kg.d

Potential for exploring $4 \times 10^{-45} \text{ cm}^2$ level for SI WIMP-nucleon cross section (region of interest of SUSY models – discovery of WIMPs)



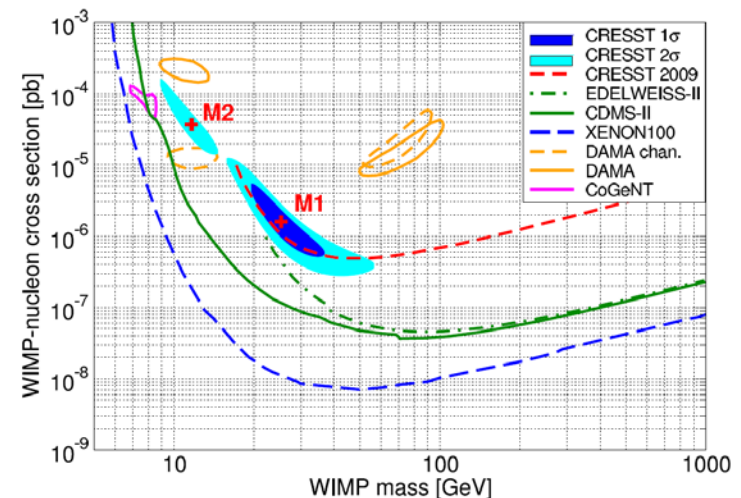
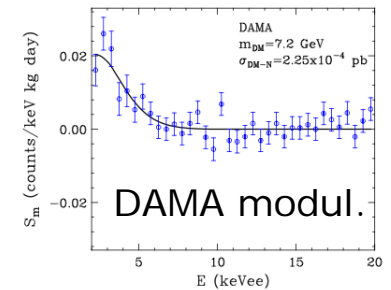
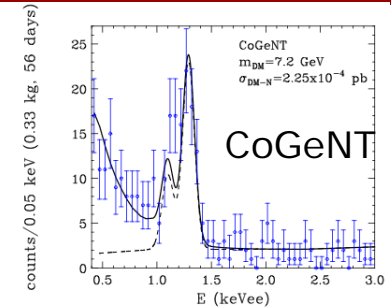
Neutron Shielding

- Factor 6 reduction in neutrons
- Redesigned Cryostat, internal detector gallete.
- Block neutrons from Pb Shield and cables/connectors
- Add Inner PE Shielding
- PE Radiopurity Measurement
- Material selection improvements for cables and connectors
- Cryostat design to be finalized in next month.



Low Mass WIMPs

- Observed excess at low energy, close to experimental thresholds, in DAMA/LIBRA (annual modulation in NaI) and CoGeNT (high-resolution Ge, ionization-only) [Aalseth et al, arXiv 1002.4703]
- Interpretation as $M < 10$ GeV WIMP? Inconsistent with XENON-100 [Aprile et al, subm. PRL, arXiv:1005.0380].
- New CRESST results
- Contradictory hints, require further investigations (& low thresholds)



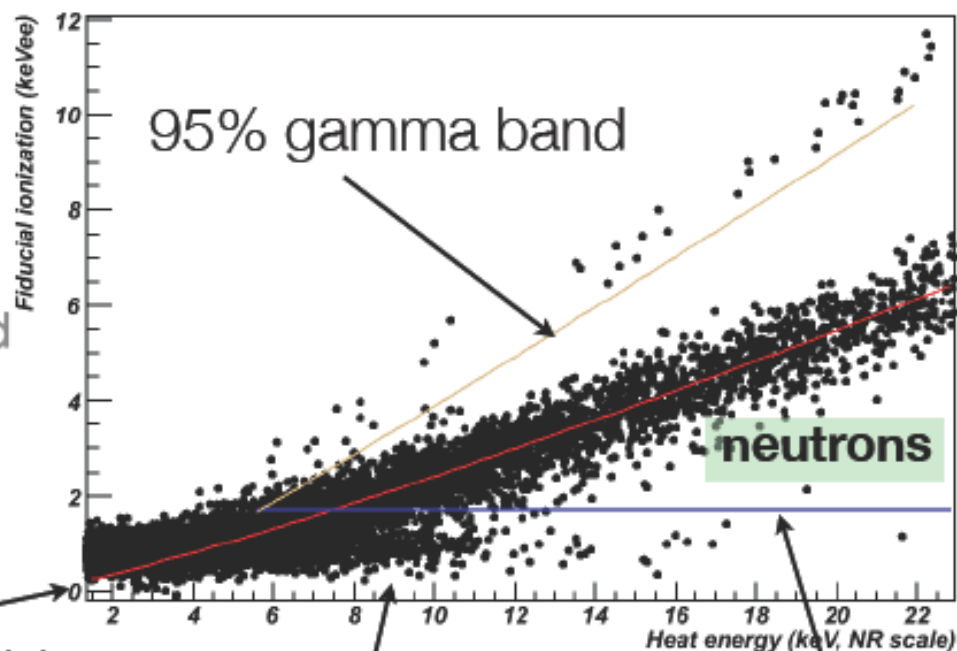
Preliminary Low Energy Analysis of ID3

- Search below 20 keV
- Neutrons to 5 keV
- Energy based on heat only

Strong (10^5 n/s) AmBe neutron calibration 2010 placed outside of all shielding and muon veto

$$E_{\text{heat}} = \frac{E_{\text{rec}}}{1 + V/3} \left(1 + \frac{V}{3} 0.16 E_{\text{rec}}^{0.18} \right)$$

- Chi2 cut on heat pulses
- Fiducial events (no veto/guard)
- Online trigger efficiency measured by calibration of ADU threshold value



consistent with $0.16 E_{\text{rec}}^{0.18}$

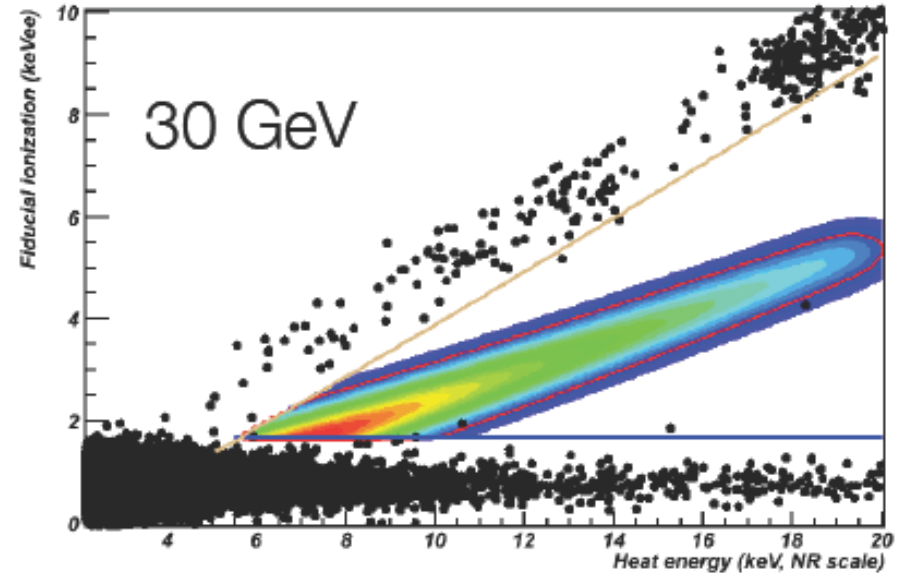
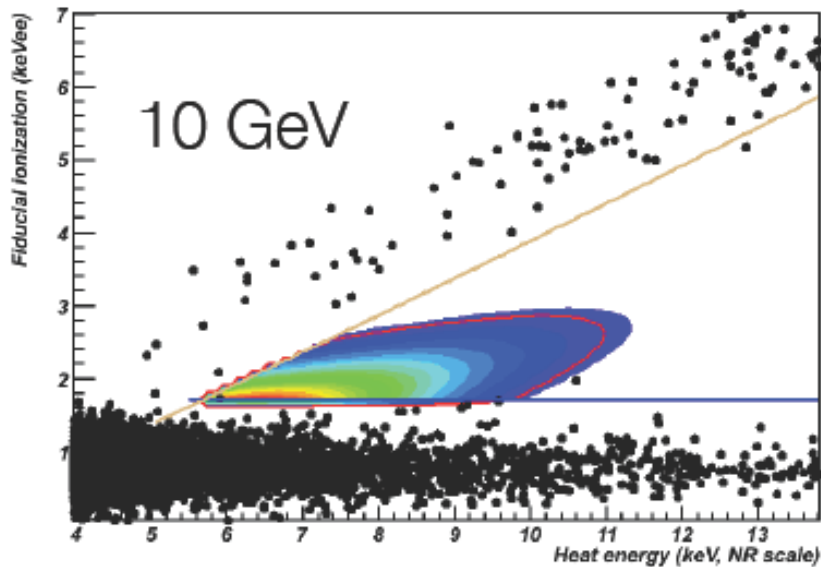
NR ionization yield
(red line)

heat only events

ionization threshold (1.7 keV)

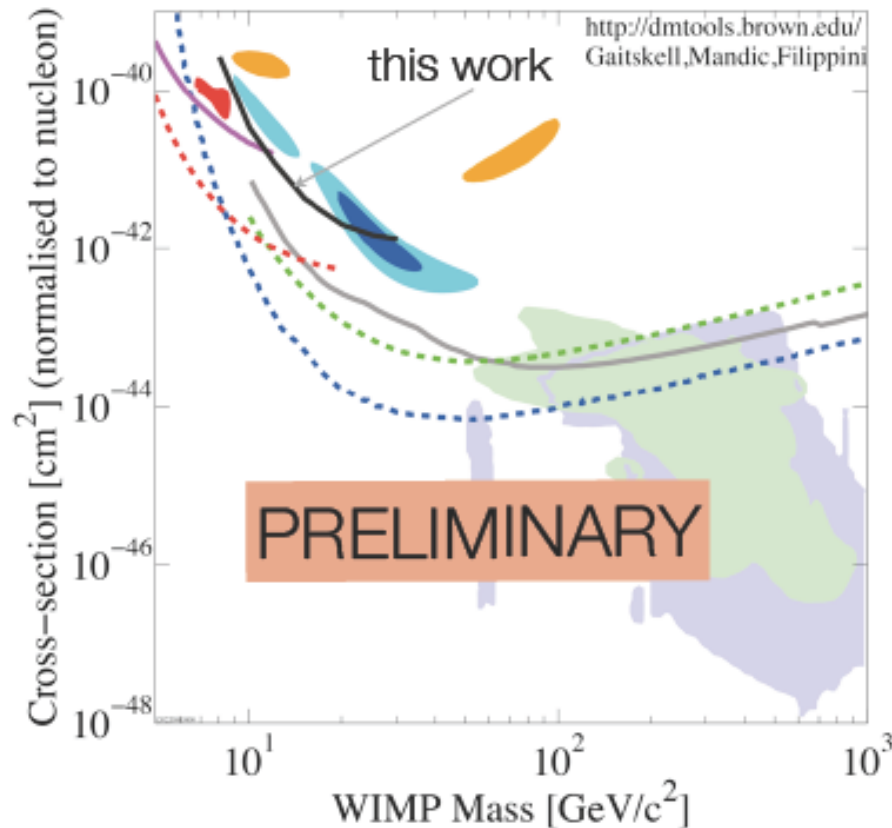
WIMP search : ID3 low-energy background data

198 live days. Same data in both plots (different scale)



- Compute the density of a WIMP signal for a given mass (using measured resolutions and efficiencies) : colour contours
 - Count the WIMP candidates within a ROI fixed to have 90% efficiency to the WIMP signal (**red contour**)
 - No convincing signal (from 1 to 3 candidates depending on M_X); derive 90% CL limit on σ_{SI} from Poisson statistics
 - Estimated backgrounds:
 - ~ 0.25 events from heat-only pulses (using a background model)
 - ~ 0.5 events from fiducial gamma-rays
 - ~0.5 neutrons
- No significant surface event background (compare to CDMS) !!!

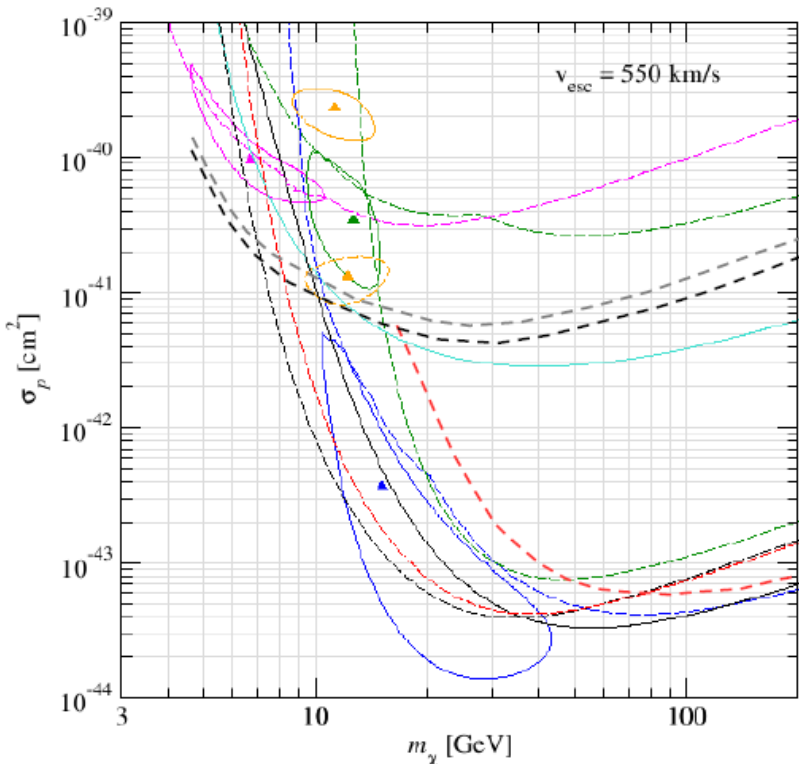
Preliminary low-mass WIMP limit ~ 30 kg.d




- Combination with detectors of equivalent performance (in progress)
- Limited by Heat Only events
- ID3 detector (this analysis) has best resolution
- Poisson limits (optimal interval to come)
- (2 NTDs per bolometer in EDW III)

Extend research area to low mass WIMPs with point contact HPGe detectors developed by JINR

Low Mass WIMPs



- THRESHOLD 400 eV**
- PROJECT 360 kgd, 99.7%CL
 - PROJECT 720 kgd, 99.7%CL
 - CDMS 08+09 limit 90% CL
 - CDMS 09 fit, 68% CL
 - CoGeNT 99.73% CL, no bckg
 - CoGeNT 90% CL with bckg
 - CRESST O+W 99.73% CL
 - CRESST 90% CL limits
 - DAMA 99.73% CL, no chan
 - DAMA 99.73% CL, w chan.
 - CDMS Si 05, 90% CL
 - XENON10 90% CL
 - XENON100 90% CL
 - XENON10 Manzur L_{eff}
 - EDELWEISS-II 90% CL



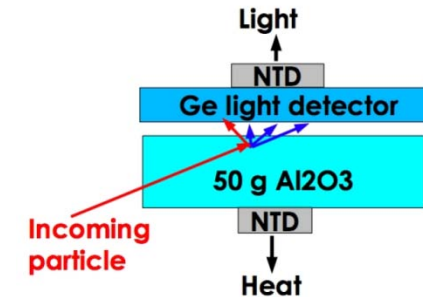
A possible results of using 1 or 2 point contact detectors in EDELWEISS for 1 year. CoGeNT positive WIMP detection will be directly verified.

Some R&D for L&H detectors in EDELWEISS

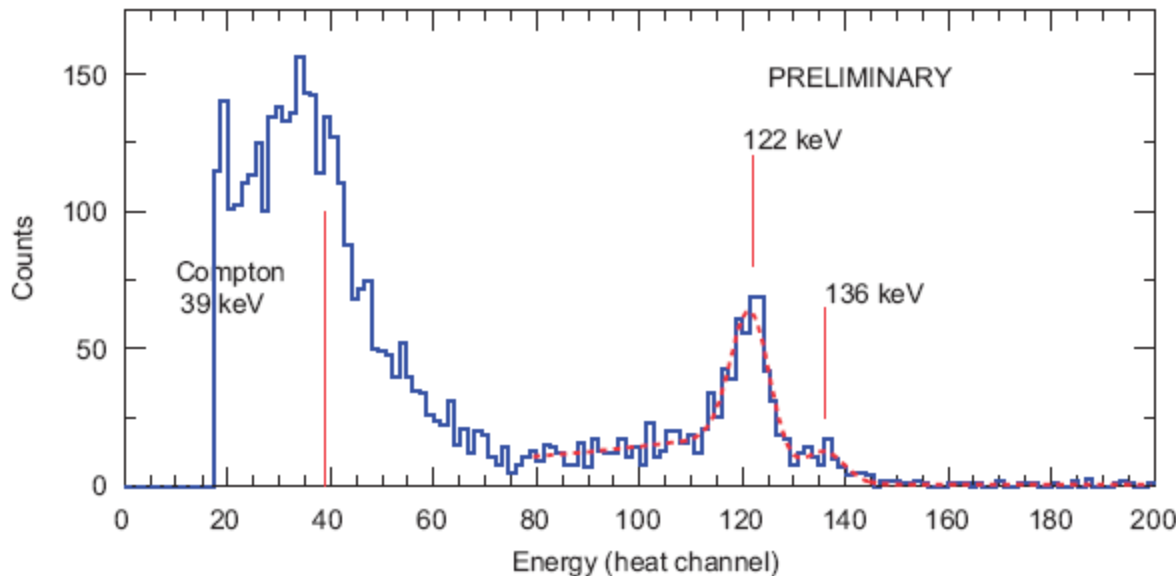
During the commissioning runs (before 2009), EDELWEISS has integrated **sapphire** heat-scintillation bolometer for compatibility tests

The nominally pure sapphire crystal is a 50 g cylinder, $h = 25 \text{ mm}$ and $\phi = 25 \text{ mm}$, completely polished, manufactured by SOREM. The light yield of this crystal is 1.3%. The light detector is made of germanium. It is a 195 mg disk, $h = 75 \mu\text{m}$ and $\phi = 25 \text{ mm}$.

There are several differences between the IAS and the Ge NTD detectors: time constants of the order of 1ms for IAS and of 100 ms for the Ge, NTD resistance at 20mK of the order of 100M Ω for IAS and 10M Ω for Ge ent holders that may give a different response to microphonics.



Calibration of the heat signal of a sapphire heat-scintillation detector integrated in EDELWEISS II for compatibility tests



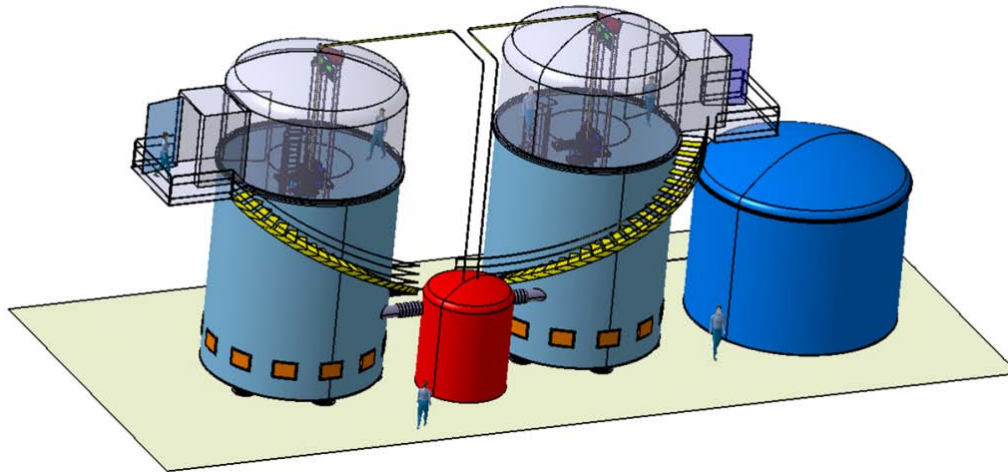
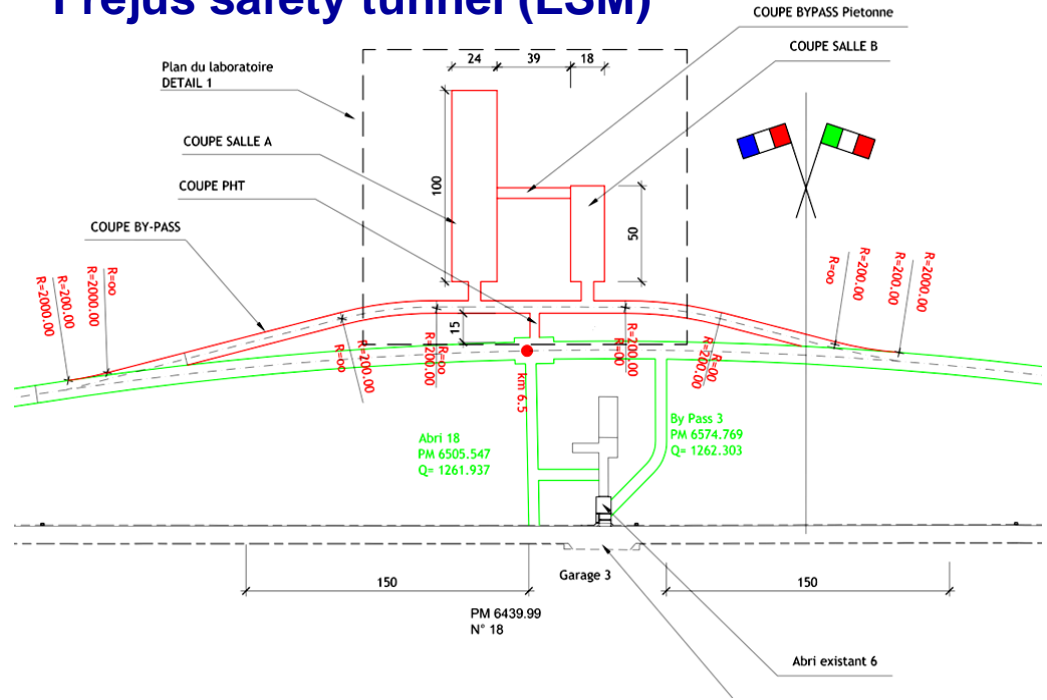
- **Dark Matter problem is important for both particle physics and astrophysics**
- **Many concurring state of the art experiments, good chance that we will find something soon**
- **EDELWEISS experiment aimed for direct WIMP observation in terrestrial laboratory with HPGe cryogenic detectors**
- **EDELWEISS has a potential for exploring $4 \times 10^{-45} \text{ cm}^2$ level in next few years (region of interest of SUSY models – discovery of WIMPs)**



- # To probe 10^{-10} pb;
- # 1 tonne Cryo detector;
- # $\sim 10^{-5}$ evts / (kg day)

Part of ILIAS/ASPERA
European Roadmap

Fréjus safety tunnel (LSM)



EURECA short history

- Foundation date : 2005 : 1st meeting in Oxford : EDELWEISS and CRESST decided to put efforts together for next generation experiment : 1 ton cryogenic multitarget exp
- 2006 : CERN, ROSEBUD joined, collaboration agreement written, WP structure set up
- 2007-2010 : Bordeaux, Kiev, Sheffield joined

France

CEA/IRFU Saclay (G Gerbier coord)

CEA/IRAMIS Saclay

CNRS/Neel Grenoble

CNRS/CSNSM Orsay

CNRS/IPNL Lyon

CNRS/IAS Orsay

CNRS/ICMCB Bordeaux

Spain

Zaragoza

Ukraine

Kiev

United Kingdom

Oxford

Sheffield

Germany

MPI für Physik, Munich


Technische Universität München

Universität Tübingen

Karlsruhe Institute of Technology

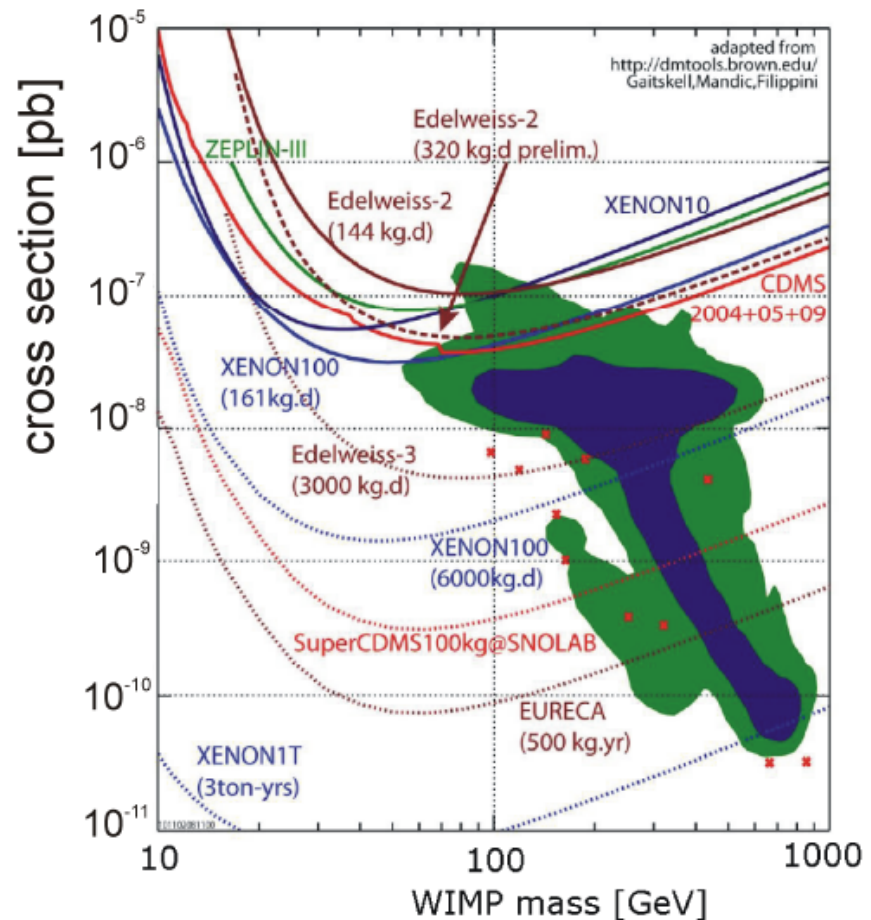
International

JINR Dubna

CERN 

EURECA main features

- To reach low part of SUSY space need 20 years or **1t**
- Multitarget : Ge, scintillators : allows redundancy , A^2 dependence check
- Good resolution, low thresholds, high discrimination against background : EDWII, CRESST (300g to 800g unit)
- For Germanium : high intrinsic purity
- But to see **few evts/t.y**, need significant improvements in background
- Staged approach
 - EURECA 1 = 150 kg
 - EURECA 2 = 1t





EURECA in LSM

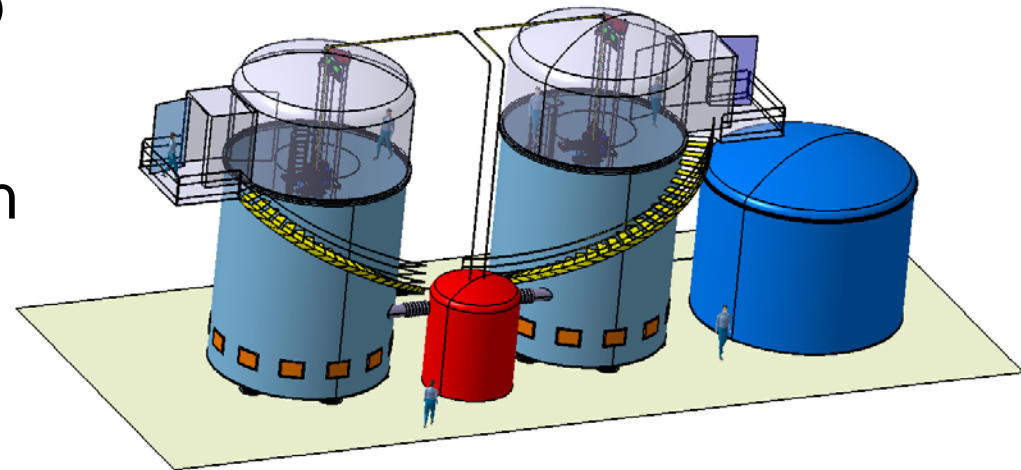
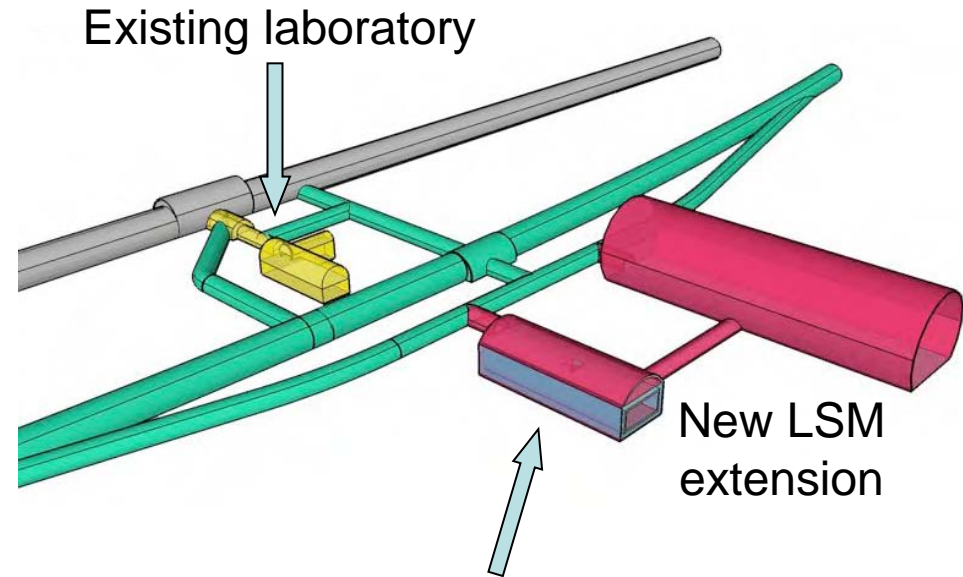
Timeline:

2011/12: In parallel to LSM excavation, begin R&D of EURECA components away from LSM. Aim for ~150kg stage (10^{-9} pb).

2014: LSM extension ready to receive EURECA.

2015: Begin data taking and in parallel improve and upgrade.

2018: One tonne target installed.

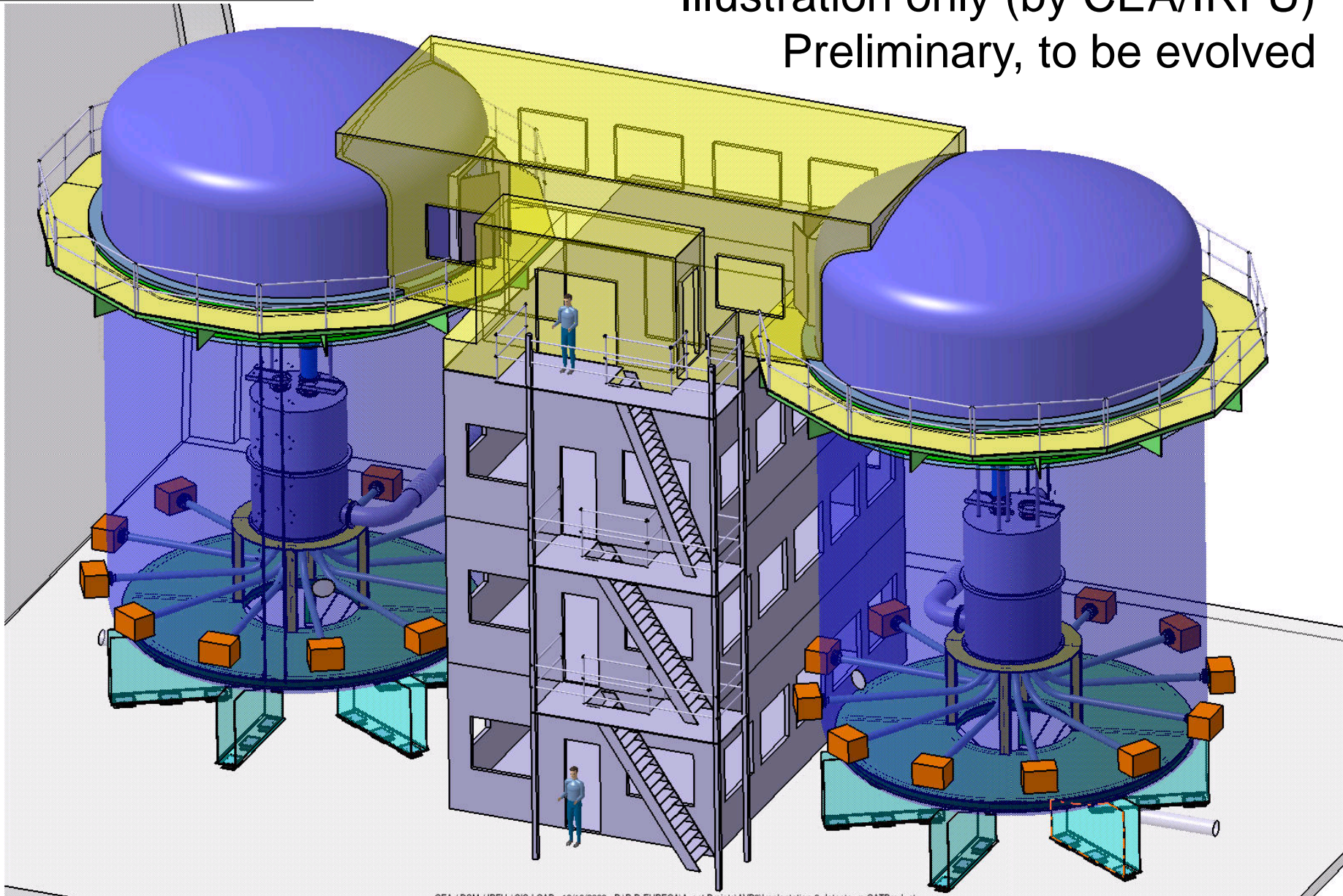


Possible EURECA Facility Layout

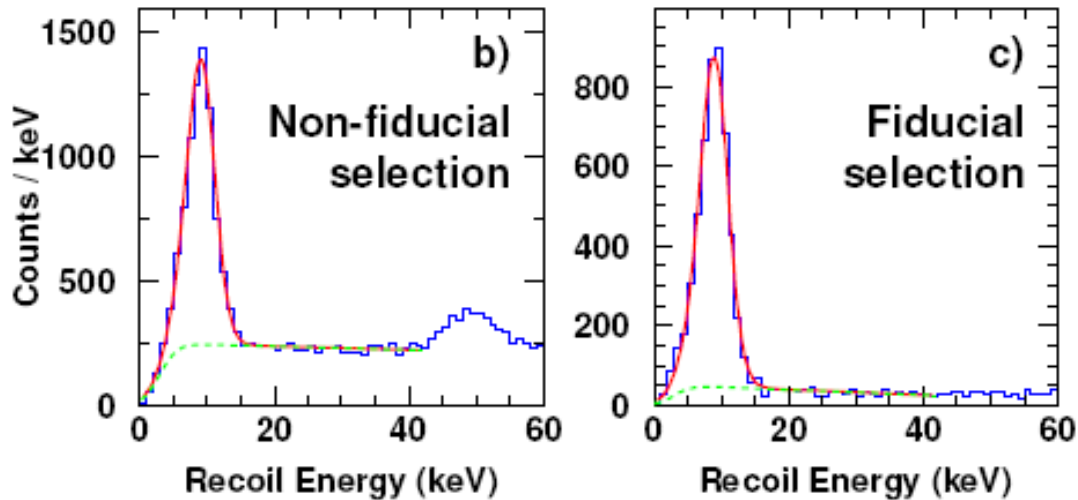


More Detailed View of EURECA

Illustration only (by CEA/IRFU)
Preliminary, to be evolved



ID detectors and results /WIMP data

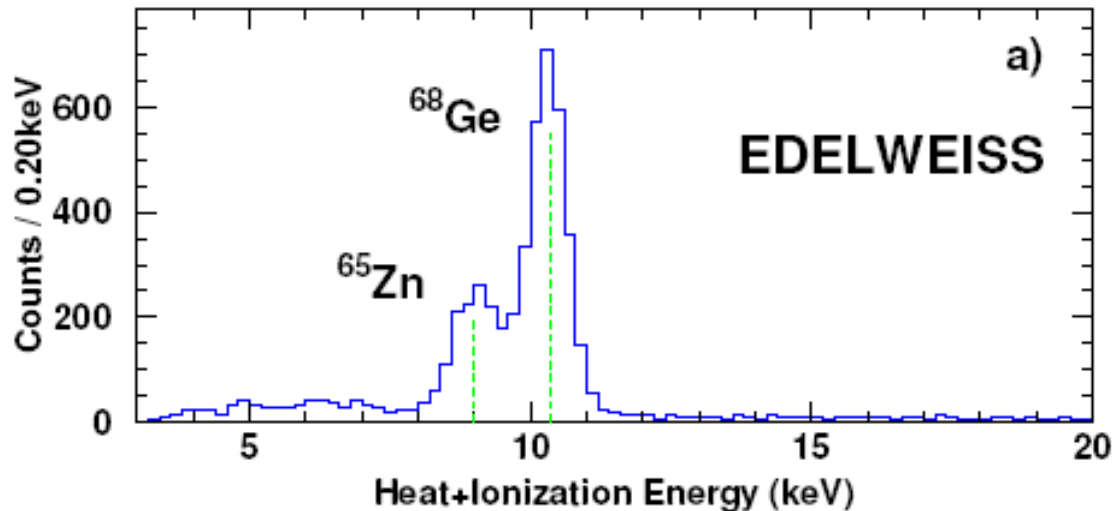


Energy thresholds in heat and ionization channels are < 2 keV (important to get a good WIMP search threshold)

Background dominated by the cosmogenic lines at ~ 10 keV (help to defined fiducial volume)

Good and stable energy resolution

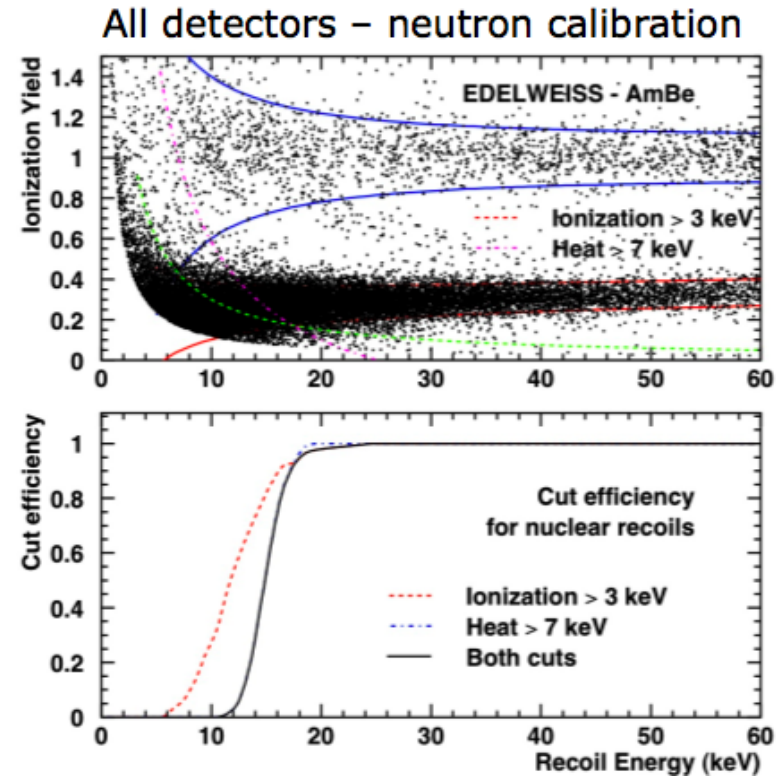
46 keV peak associated with ^{210}Pb decays near the surface of the detectors is clearly visible outside and strongly suppressed inside of fiducial volume



The rate in the energy range from 20 to 50 keV is 0.14 evts/keV/kg/day

Data analysis

- 2 independent processing pipelines
- Period selection based on baseline noises
 - **80% efficiency**
- Pulse reconstruction quality (χ^2)
 - 97%
- Bolo-bolo & bolo-veto coincidence rejection (<1%)
- WIMP search threshold fixed a priori $E_r > 20 \text{ keV}$ ($\sim 100\%$ acceptance)



Description : schéma (Cryo froid)

